







<u>Itemcode:</u>		<u>Servicekit 24 months:</u>
BS-MT24A		BS-MT 200-500 Generation 0
<div style="display: flex; justify-content: space-around;"> <div style="text-align: center;"> <div style="border: 1px solid black; padding: 2px;">A</div>  </div> <div style="text-align: center;"> <div style="border: 1px solid black; padding: 2px;">B</div>  </div> <div style="text-align: center;"> <div style="border: 1px solid black; padding: 2px;">C</div>  </div> </div>		
<div style="display: flex; justify-content: space-around;"> <div style="text-align: center;"> <div style="border: 1px solid black; padding: 2px;">D</div>  </div> <div style="text-align: center;"> <div style="border: 1px solid black; padding: 2px;">E</div>  </div> <div style="text-align: center;"> <div style="border: 1px solid black; padding: 2px;">F</div>  </div> </div>		
<u>Components:</u>		<u>Quantity included:</u>
A.	Wear parts 3/2 way solenoid valve (normally open)	2x
B.	Wear parts 3/2 way solenoid valve (normally closed)	2x
C.	Reset Modul (one time)	1x
D.	Wear parts solenoid valve block	2x
E.	O-ring set solenoid valve block	1x
F.	Wear parts non-return valve block	1x