







<u>Itemcode:</u>		<u>Servicekit 12 months:</u>
KE-MT12B		KE-MT 120-600; 2000-10000
<div style="display: flex; justify-content: space-around; align-items: center;"> <div style="text-align: center;"> <div style="border: 1px solid black; padding: 2px;">A</div>  </div> <div style="text-align: center;"> <div style="border: 1px solid black; padding: 2px;">B</div>  </div> <div style="text-align: center;"> <div style="border: 1px solid black; padding: 2px;">C</div>  </div> </div> <div style="display: flex; justify-content: space-around; align-items: center; margin-top: 20px;"> <div style="text-align: center;"> <div style="border: 1px solid black; padding: 2px;">D</div>  </div> <div style="text-align: center;"> <div style="border: 1px solid black; padding: 2px;">E</div>  </div> <div style="text-align: center;"> <div style="border: 1px solid black; padding: 2px;">F</div>  </div> </div>		
<u>Components:</u>		<u>Quantity included:</u>
A.	Wear parts 3/2 way solenoid valve (normally open)	2x
B.	Wear parts 3/2 way solenoid valve (normally closed)	2x
C.	Reset Modul (one time)	1x
D	1030 V Element	1x
E	O-Ring 17*2 (1030V element)	1x
F	Pilotvalve 230V	4x