

OIL-X Die-cast Aluminium Compressed Air Filters

Grade WS Water Separators / Liquid Separators (1/4" ~ 4")



Water Separators /Liquid Separators

Untreated compressed air contains a minimum of 10 contaminants that must be treated for the system to operate safely, efficiently & cost effectively. Liquid water (and to a lesser extent, liquid oil) exist in all compressed air systems. Often these two liquids combine to make an aggressive, oily, acidic sludge, all of which causes problems such as corrosion of piping, permanent damage to valves, cylinders, pneumatic tools, machinery and reducing the effectiveness of aftercoolers and heat exchangers. Liquids are typically the first of 10 contaminants to be treated.

Parker OIL-X Grade WS high efficiency water separators have been designed for use with compressor inter coolers / after coolers, integration with refrigeration dryer heat exchangers or protection of coalescing filter from heavy liquid contamination.

Traditional centrifugal water separators are designed for maximum separation efficiency at maximum flow rate, with separation efficiency falling off as flow rates vary (especially with variable speed compressors). As separators rarely operate at 100% of rated flow all the time, the Parker OIL-X Grade WS high efficiency water separators were designed with variable speed compressors in mind and provide >92% liquid separation from compressed air between 25% & 100% of their rated flow.

Parker OIL-X Grade WS water separators have also been designed with the perfect balance between air quality and energy efficiency to provide maximum separation efficiency with minimal operational costs.



Advantages

- Meets the requirements for air quality (liquids) shown in all editions of ISO8573-1, the international standard for compressed air quality
- Specifically designed to meet the needs of modern air compressors and optimised for use with variable speed air compressors
- Flow management system - Engineered to provide smooth air flow from entry to exit
- Water separator module design includes optimised vanes to spin the compressed air, a high efficiency impinger for maximum separation efficiency, vortex concentrator and 90-degree elbow with turning vanes to promote a consistent, optimum air flow with minimal pressure loss
- Parker OIL-X Grade WS Water Separators are fully tested – In accordance with ISO12500-4 & ISO8573-9 for liquid water
- Separation performance independently validated - by Lloyds Register
- Housing Guarantee - 10 year guarantee on filter housings
- Parker OIL-X materials of construction are FDA Title 21 CFR compliant & EX1935/2004 exempt

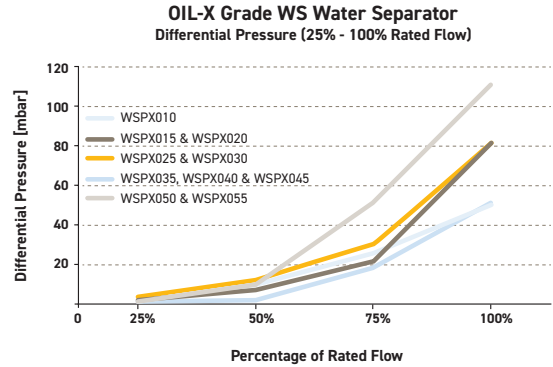
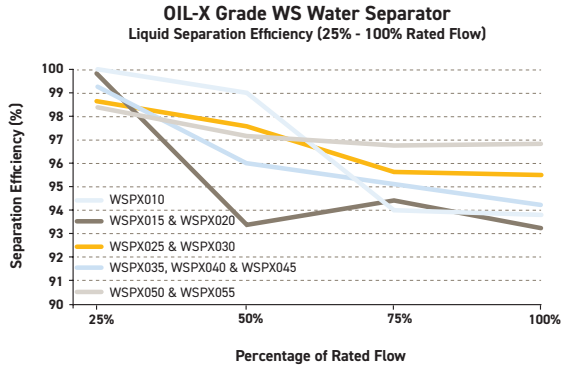


ENGINEERING YOUR SUCCESS.

Grade WS Liquid Separator

Separation Performance

Filtration Grade	Filter Type	Particle Reduction (inc water & oil aerosols)	Max Remaining Oil Content at 21°C (70°F)	Liquid Separation Efficiency	Change Element Every	Precede with Filtration Grade
WS	Liquid	Not Applicable	Not Applicable	>93%	Not Applicable	Not Applicable



Technical Data

Filtration Grade	Water Separator Models	Min Operating Pressure		Max Operating Pressure		Min Operating Temperature		Max Operating Temperature	
		bar g	psi g	bar g	psi g	°C	°F	°C	°F
WS	PX010A - P055 (Float Drain)	1.5	22	16	232	2	35	65	149
WS	PX060 (Float Drain)	1	15	16	232	2	35	66	150

Flow Rates Stated flows are for operation at 7 bar (g) (102 psi g) with reference to 20°C, 1 bar (a), 0% relative water vapour pressure.

Model	Pipe Size	L/S	m ³ /min	m ³ /hr	cfm	Initial Saturated Differential Pressure							
						100% Flow		75% Flow		50% Flow		25% Flow	
						mbar	psi	mbar	psi	mbar	psi	mbar	psi
WSPX010A <input type="checkbox"/> G <input type="checkbox"/> FX	½"	10	0.6	36	21	53	0.8	29	0.4	14	0.2	4	0.1
WSPX010B <input type="checkbox"/> G <input type="checkbox"/> FX	¾"	10	0.6	36	21	51	0.7	27	0.4	12	0.2	2	0.0
WSPX010C <input type="checkbox"/> G <input type="checkbox"/> FX	½"	10	0.6	36	21	48	0.7	25	0.4	10	0.1	0	0.0
WSPX015B <input type="checkbox"/> G <input type="checkbox"/> FX	¾"	40	2.4	144	85	64	0.9	25	0.4	12	0.2	6	0.1
WSPX015C <input type="checkbox"/> G <input type="checkbox"/> FX	½"	40	2.4	144	85	55	0.8	22	0.3	10	0.1	4	0.1
WSPX020D <input type="checkbox"/> G <input type="checkbox"/> FX	¾"	40	2.4	144	85	42	0.6	22	0.3	7	0.1	2	0.0
WSPX025D <input type="checkbox"/> G <input type="checkbox"/> FX	¾"	110	6.6	396	233	98	1.4	55	0.8	23	0.3	4	0.1
WSPX025E <input type="checkbox"/> G <input type="checkbox"/> FX	1"	110	6.6	396	233	95	1.4	52	0.8	20	0.3	1	0.0
WSPX030G <input type="checkbox"/> G <input type="checkbox"/> FX	1 ½"	110	6.6	396	233	82	1.2	30	0.4	13	0.2	4	0.1
WSPX035G <input type="checkbox"/> G <input type="checkbox"/> FX	1 ½"	350	21	1260	742	57	0.8	24	0.3	5	0.1	5	0.1
WSPX040H <input type="checkbox"/> G <input type="checkbox"/> FX	2"	350	21	1260	742	52	0.8	19	0.3	0	0.0	0	0.0
WSPX045I <input type="checkbox"/> G <input type="checkbox"/> FX	2 ½"	350	21	1260	742	55	0.8	22	0.3	3	0.0	1	0.0
WSPX050I <input type="checkbox"/> G <input type="checkbox"/> FX	2 ½"	800	48	2880	1695	116	1.7	57	0.8	16	0.2	5	0.1
WSPX055J <input type="checkbox"/> G <input type="checkbox"/> FX	3"	800	48	2880	1695	111	1.6	52	0.8	11	0.2	0	0.0
WSPX060K <input type="checkbox"/> G <input type="checkbox"/> FX	4"	1000	60	3600	2119	48	0.7	25	0.4	11	0.2	1	0.0

Select G for BSPP Threads / Select N for NPT Threads

When selecting a coalescing filter for pressures above 16 bar (g) (232 psi g), use manual drain version and fit an external automatic drain.

Product Selection & Correction Factors

To correctly select a separator model, the flow rate of the separator must be adjusted for the minimum operating (inlet) pressure at the point of installation.

1. Obtain the minimum operating (inlet) pressure and maximum compressed air flow rate at the inlet of the separator.
2. Select the correction factor for minimum inlet pressure from the CFMIP table (always round down e.g. for 5.3 bar, use 5 bar correction factor)
3. Calculate the minimum filtration capacity. Minimum Filtration Capacity = Compressed Air Flow Rate x CFP
4. Using the minimum filtration capacity, select a filter model from the flow rate tables above (filter selected must have a flow rate equal to or greater than the minimum filtration capacity).

CFMIP - Correction Factor Minimum Inlet Pressure

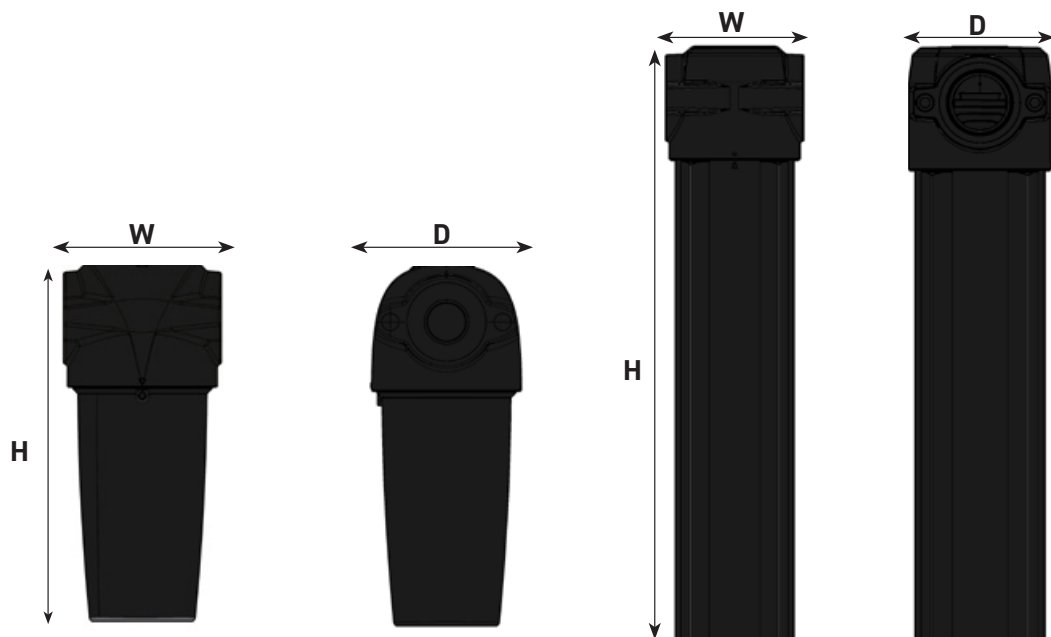
Minimum Inlet Pressure	bar g	1	2	3	4	5	6	7	8	9	10	11	12	13	14	15	16
	psi g	15	29	44	58	73	87	100	116	131	145	160	174	189	203	218	232
Correction Factor		4.00	2.63	2.00	1.59	1.33	1.14	1.00	0.94	0.89	0.85	0.82	0.79	0.76	0.73	0.71	0.68

Liquid Separators Tested In Accordance With

Filtration Grade	WS
Filter Type	Liquid Separator
Test Methods Used	ISO 8573-9:2004 ISO 12500-4:2009
ISO12500-4 Inlet Challenge Concentration	33 ml of liquid water per cubic metre of compressed air

Weight & Dimensions

WSPX Model	Height (H)		Width (W)		Depth (D)		Weight	
	mm	ins	mm	ins	mm	ins	kg	lbs
010	180	7.09	76	2.99	65	2.56	0.81	1.78
015 / 020	238	9.37	89	3.50	84	3.31	1.41	3.10
025	277	10.91	120	4.72	115	4.53	2.66	5.86
030	277	10.91	120	4.72	115	4.53	2.66	5.86
035/040/ 045	440	17.32	164	6.46	157	6.18	6.87	15.14
050	614	24.17	192	7.56	183	7.20	8.47	18.66
055	515	20.28	192	7.56	183	7.20	8.47	18.66
060	847	33.30	420	16.54	282	11.10	44.50	98.11



Quality Assurance / IP Rating / Pressure Vessel Approvals

Development / Manufacture	ISO 9001 / ISO 14001
Ingress Protection Rating	Not Applicable
EU	Pressure vessel approved for fluid group 2 in accordance with the Pressure Equipment Directive 2014/68/EU
USA	Approval to ASME VIII Div. 1 not required
AUS	Approval to AS1210 not required
RUSSIA	TR (formerly GOST-R)
For use with Compressed Air, N ₂ & CO ₂	

Parker Worldwide

Europe, Middle East, Africa

AE – United Arab Emirates,

Dubai

Tel: +971 4 8127100

AT – Austria, St. Florian

Tel: +43 (0)7224 66201

AZ – Azerbaijan, Baku

Tel: +994 50 2233 458

BE/NL/LU – Benelux,

Hendrik Ido Ambacht

Tel: +31 (0)541 585 000

BY – Belarus, Minsk

Tel: +48 (0)22 573 24 00

CH – Switzerland, Etoy

Tel: +41 (0)21 821 87 00

CZ – Czech Republic,

Prague

Tel: +420 284 083 111

DE – Germany, Kaarst

Tel: +49 (0)2131 4016 0

DK – Denmark, Ballerup

Tel: +45 43 56 04 00

ES – Spain, Madrid

Tel: +34 902 330 001

FI – Finland, Vantaa

Tel: +358 (0)20 753 2500

FR – France, Contamine s/Arve

Tel: +33 (0)4 50 25 80 25

GR – Greece

Tel: +30 69 44 52 78 25

HU – Hungary, Budaörs

Tel: +36 23 885 470

IE – Ireland, Dublin

Tel: +353 (0)1 466 6370

IL – Israel

Tel: +39 02 45 19 21

IT – Italy, Corsico (MI)

Tel: +39 02 45 19 21

KZ – Kazakhstan, Almaty

Tel: +7 7273 561 000

NO – Norway, Asker

Tel: +47 66 75 34 00

PL – Poland, Warsaw

Tel: +48 (0)22 573 24 00

PT – Portugal

Tel: +351 22 999 7360

RO – Romania, Bucharest

Tel: +40 21 252 1382

RU – Russia, Moscow

Tel: +7 495 645-2156

SE – Sweden, Borås

Tel: +46 (0)8 59 79 50 00

SL – Slovenia, Novo Mesto

Tel: +386 7 337 6650

TR – Turkey, Istanbul

Tel: +90 216 4997081

UK – United Kingdom, Warwick

Tel: +44 (0)1926 317 878

ZA – South Africa, Kempton Park

Tel: +27 (0)11 961 0700

North America

CA – Canada, Milton, Ontario

Tel: +1 905 693 3000

US – USA, Cleveland

Tel: +1 216 896 3000

Asia Pacific

AU – Australia, Castle Hill

Tel: +61 (0)2-9634 7777

CN – China, Shanghai

Tel: +86 21 2899 5000

HK – Hong Kong

Tel: +852 2428 8008

IN – India, Mumbai

Tel: +91 22 6513 7081-85

JP – Japan, Tokyo

Tel: +81 (0)3 6408 3901

KR – South Korea, Seoul

Tel: +82 2 559 0400

MY – Malaysia, Shah Alam

Tel: +60 3 7849 0800

NZ – New Zealand, Mt Wellington

Tel: +64 9 574 1744

SG – Singapore

Tel: +65 6887 6300

TH – Thailand, Bangkok

Tel: +662 186 7000

TW – Taiwan, Taipei

Tel: +886 2 2298 8987

South America

AR – Argentina, Buenos Aires

Tel: +54 3327 44 4129

BR – Brazil, Sao Jose dos Campos

Tel: +55 080 0727 5374

CL – Chile, Santiago

Tel: +56 22 303 9640

MX – Mexico, Toluca

Tel: +52 72 2275 4200



EMEA Product Information Centre

Free phone: 00 800 27 27 5374

(from AT, BE, CH, CZ, DE, DK, EE, ES, FI, FR, IE, IL, IS, IT, LU, MT, NL, NO, PL, PT, RU, SE, SK, UK, ZA)

US Product Information Centre

Toll-free number: 1-800-27 27 537

www.parker.com